

27/10/23

ALE HOP

TECH & HOSPITALITY RIDER

All questions to be directed to: [mo\[at\]media-loca.com](mailto:mo[at]media-loca.com)

RIDER

PA

The artist needs a PA system and a sound engineer.

MONITORING

2x Monitors (IN STEREO), with suitable amplification and independent EQ from PA.

EQUIPMENT

The promoter needs to provide the following technical equipment:

- 2 x Active DI Boxes (for a Computer Interface)
- 1 x Microphone for voice (processed into the Computer)
- 1 x Microphone Stand
- 1 x Multiplugs x 220 Volts w/ European input plug with 6 plugs (preferably dedicated, independent line)
- 2 x cases or very small table (max 60 cm height, see Fig next page). Can be a small cube/box covered with black cloth, (around 50cm x50cm x 50cm), an equipment or flight case, or a coffee table.
- 1 x Guitar Stand

The artist will bring with her:

- 1 x Computer
- 1 x Soundcard Fireface UCX
- 1 x Electric Guitar processed through an Elektron Analog Heat
- Modular EurorackFX

SOUNDCHECK

The artist needs 60 minutes for soundcheck.

She uses 2 channels in the main mix:

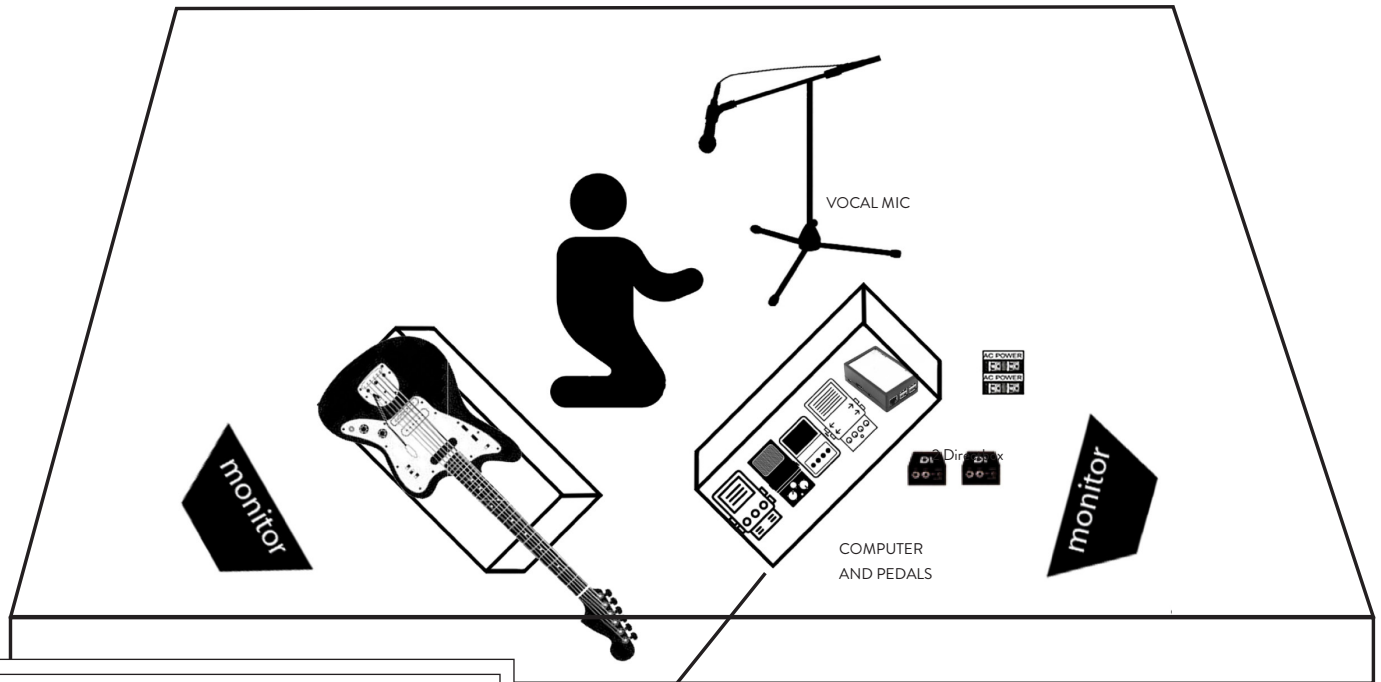
Line 1/2: Computer playback + processed guitars in stereo (previously passed through modular Eurorack)
+ processed voice.

IMPORTANT NOTES

- The mix (Line 1/2) has frequencies all over the spectrum. IT SHOULD NOT BE LOWCUT, NOR HIGHCUT.
- The computer playback is mastered and the voice and guitar are already compressed, SO THE MIX SHOULD NOT BE ADDITIONALLY COMPRESSED NOR LIMITED. If there is a necessity to use a limiter THIS MUST BE DISCUSSED AND APPROVED by the artist.
- Usually the artist needs the assistance of the sound engineer to EQ her voice in the computer to avoid feedback.
- The sound engineer should make the mix (Line 1/2) sound as loud in the PA/MIX as to achieve A VERY PHYSICAL AND IMMERSIVE PRESENCE of sound in the space.

LIGHTING/AV

STAGEPLOT



MONITORS SHOULD NOT BE ON THE FRONT OF HER, BUT ON THE SIDES, AS THE GUITARRIST PLAYS ON HER KNEES, OTHERWISE THEY WOULD COVER HER.

2 MINI TABLE OR CASE TO LIE-DOWN THE GUITAR. IN ONE SIDE AND THE PEDALS AND COMPUTER IN THE OTHER 30CM-50CM HEIGHT APPROX.

AN EQUIPMENT CASE IS USUALLY ADEQUATE FOR THIS. LIKE THIS ONE



LIGHTS / AV

The show has a video. The artist will bring a **USB stick with an mp4 video (1920 x 1080 px)** file to be reproduced from a computer or a video mixing console available. In case there is no device available to reproduce the file please notified with reasonable time prior so the artist can plan to bring an extra computer or device to reproduce the file.

For lights (see light rider page 4)

CATERING & HOSPITALITY

A private, secure area safe enough to store equipment.

Refreshments:

- Water
- Coffee
- Chamomile tee
- Non-alcoholic beer
- Non gluten snacks, fruits

FLYING TRAVELING SPECS

1 hand baggage item: carry-on 10 kg (50 x 40 x 20 cm) - normally goes in the plane as hand luggage. (In Ryanair it is only allowed the 10kg carry-on on the plane with "priority boarding".)

1 check-in baggage item: (15 kg) for the electric guitar that goes in a hardcase. (In Ryanair it needs to be specially bought as "instrument" baggage.)

SHOW INFO

Title of the show: 'Ale Hop, Live A/V'

Duration: 45 minutes

All questions to be directed to: [mo\[at\]media-loca.com](mailto:mo[at]media-loca.com)

PROMO MATERIAL

<https://media-loca.com/ale-hop/>

SOCIAL MEDIA HANDLES

Facebook @alehophop

Instagram @ale_hophop

Twitter @alehophop

LIGHTS RIDER - ALE HOP

The lights of Ale's show are presented in five sections. From now on we propose some basic configurations that can be interpreted and improved by the lighting technician, respecting the sections and moods of each one, and the main positions of the lights and desired colors.

It should be noted that the artist plays on her knees very close to the ground.

Also that the show has a video projection, but it is only present in sections 1, 3, 4 and 5.

27/10/2023

SCENE 1 - WAR

00'00"

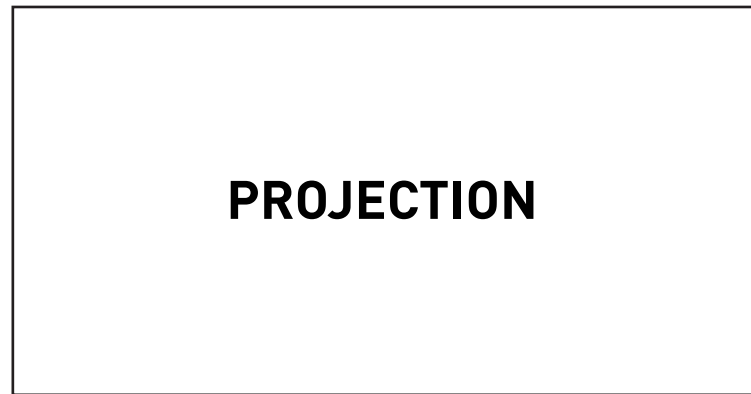
- Black out (No lights, just the projection alone, the projection will flickr.)
- Haze or Fog
- ON and OFF White strobe (when sound explodes activate the strobe)

Reference



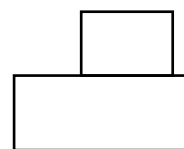

02'30"

- Fade in ambiental mood light/soft shadow of musician show her movements playing the instrument (Color CTB)



Can we position the screen
above me, like 1.5 meters from
the floor aprox?

1.5 mts



SCENE 2 - CATARSIS OF SOUND

03'30"

- Fill the room with a LOT of Haze or Fog
- Floor lights behind the artist (white color with gobo pattern)
- Note: there is no projection in this part, it will be just black

11'15"

- Intensity dimmer growing
- Truss Frontal light (white color with gobo pattern)

Reference



PROJECTION

Mood amount of haze/fog



SCENE 3 - HELL METAL

18'00" - 23'40"

- Frontal lights and floor lights Red
- Lots of haze/fog on stage
- Randoms strobe / dimmer FX

Projection shows a hand and a face in red

23'40"

- Black out

Mood lights and smoke



Reference



SCENE 4 - AUGURY

23'40"

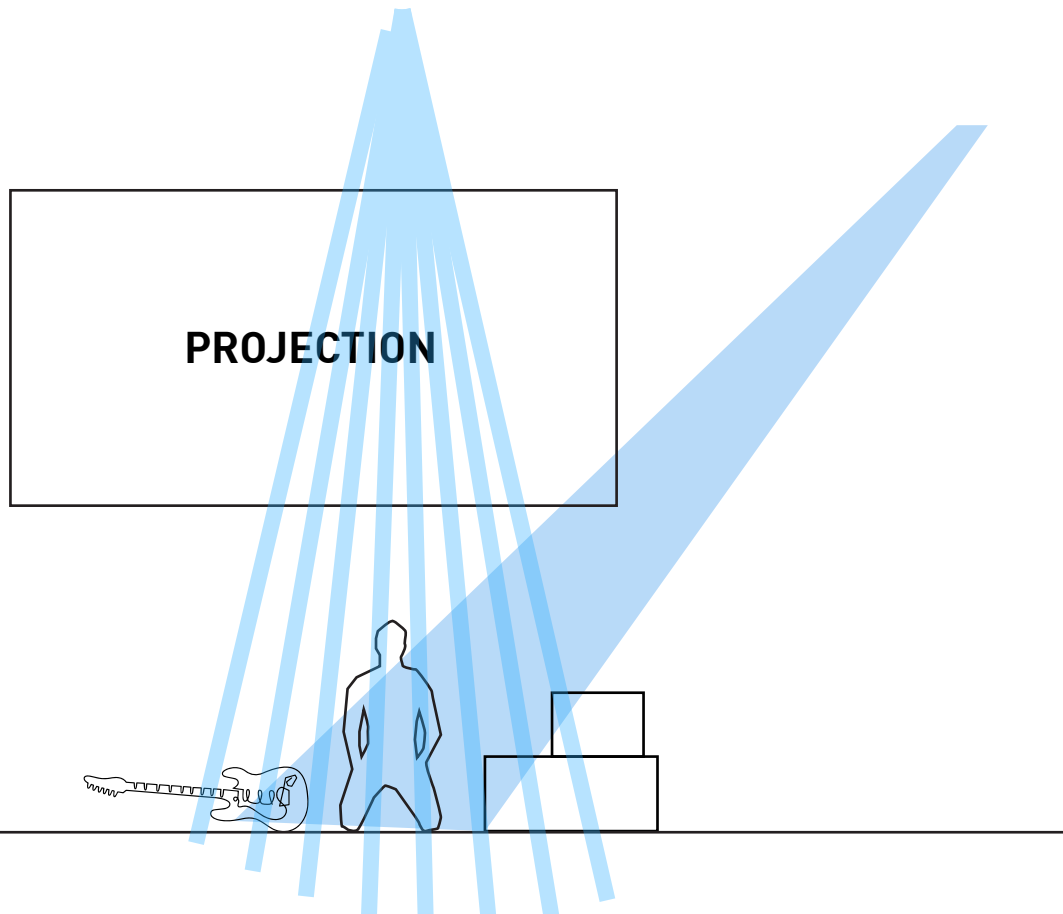
- Focused frontal spot light (blue or cyan with gobo)
- Angled spot
- Very focused, please avoid illuminating the entire stage

27'45"


- White strobe

28'22"

- Black out



Reference



SCENE 5 - SIDE FX

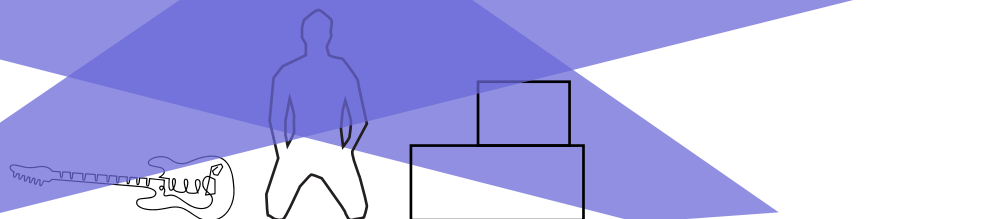
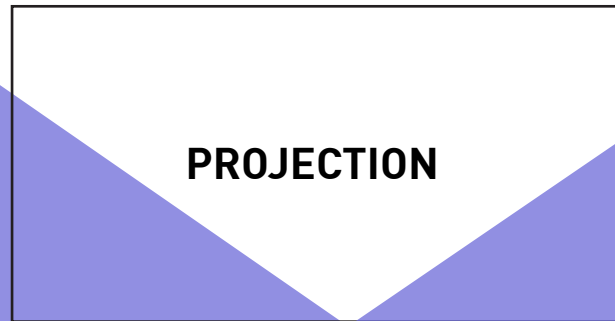
28'45"

- Floor lights behind the artist (bluish purple) ambient mood
- Fog/Haze
- Randoms strobe

32'30"

- Black out

Reference



SCENE 6 - FINAL

33'00"

- Full to white color with gobo circular or other geometric + dark lavender.

- Purple effect dimmer spread slow.

-All to 0%

Reference

